

FLAT Q SURFACE

D12045

PROJECT _____

TYPE _____

NOTES _____

QUANTITY _____

DATE _____

GENERAL

Series: Flat Q
Division: Design
Mounting Type: Surface
Mounting Location: Ceiling

PHYSICAL

Length (mm): 152
Length (in): 6
Width (mm): 152
Width (in): 6
Height (mm): 76
Height (in): 3
Extension (mm): 76
Extension (in): 3
Weight (kg): 2.26
Weight (lbs): 5
Diffuser: Opal White Satin Acrylic
Fixture Finish: WHI
Fixture Material: Metal

ELECTRICAL

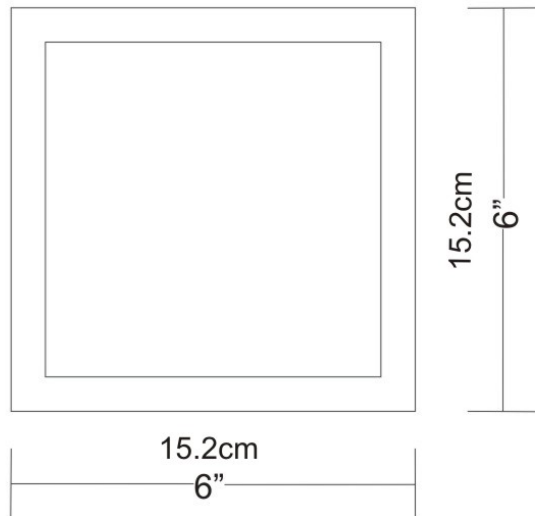
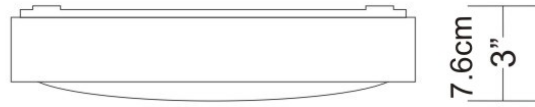
Number of Lamps: 1
Lamp Type: LED Retrofit / CFL
Bulb Included: Bulb Not Included
Total Output Wattage (W): 10 / 13
Max. Wattage Per Lamp (W): 10 / 13
Lamp Base: GX23-2
Dimming: Non-Dimmable
Driver Included: Yes
Driver Location: Integrated
Driver Type: Ballast - Universal
Input Voltage (V): 120 - 277

LED

OPTICAL

RATINGS AND CERTIFICATIONS

Certified By: CSA Certified to UL and CSA Standards
IP rating: IP20



FLAT Q SURFACE

D12049

PROJECT

TYPE

NOTES

QUANTITY

DATE

GENERAL

Series: Flat Q

Division: Design

Mounting Type: Surface

Mounting Location: Ceiling

PHYSICAL

Length (mm): 300

Length (in): 11 ³/₄

Width (mm): 300

Width (in): 11 ³/₄

Height (mm): 80

Height (in): 3 ¹/₈

Extension (mm): 80

Extension (in): 3 ¹/₈

Weight (kg): 2.26

Diffuser: Opal White Satin Acrylic

Fixture Material: Metal

ELECTRICAL

Number of Lamps: 2

Lamp Type: LED Retrofit / CFL

Bulb Included: Bulb Not Included

Total Output Wattage (W): 20 / 36

Max. Wattage Per Lamp (W): 10 / 18

Lamp Base: 2G11

Driver Included: Yes

Driver Location: Integrated

Driver Type: Ballast - Universal

Input Voltage (V): 120 - 277


LED

OPTICAL

RATINGS AND CERTIFICATIONS

Certified By: CSA Certified to UL and CSA Standards

IP rating: IP20



FLAT Q SURFACE

D12052

GENERAL

Series: Flat Q
Division: Design
Mounting Type: Surface
Mounting Location: Ceiling

PHYSICAL

Length (mm): 451
Length (in): 17 ³/₄
Width (mm): 451
Width (in): 17 ³/₄
Height (mm): 89
Height (in): 3 ¹/₂
Extension (mm): 89
Extension (in): 3 ¹/₂
Weight (kg): 3.2
Weight (lbs): 7
Diffuser: Opal White Satin Acrylic
Fixture Material: Metal

ELECTRICAL

Number of Lamps: 3
Lamp Type: LED Retrofit / CFL
Bulb Included: Bulb Not Included
Total Output Wattage (W): 54 / 108
Max. Wattage Per Lamp (W): 18 / 36
Lamp Base: 2G11
Driver Included: Yes
Driver Location: Integrated
Driver Type: Ballast - Universal
Input Voltage (V): 120 - 277
Lamp Voltage (V): 120

LED

OPTICAL

RATINGS AND CERTIFICATIONS

Certified By: CSA Certified to UL and CSA Standards
IP rating: IP20

PROJECT

TYPE

NOTES

QUANTITY

DATE



FLAT Q SURFACE

D12053

GENERAL

Series: Flat Q
Division: Design
Mounting Type: Surface
Mounting Location: Ceiling

PHYSICAL

Shape: Square
Length (mm): 451
Length (in): 17 3/4
Width (mm): 451
Width (in): 17 3/4
Height (mm): 89
Height (in): 3 1/2
Extension (mm): 89
Extension (in): 3 1/2
Light Distribution: Direct
Weight (kg): 3.2
Weight (lbs): 7
Diffuser: Opal White Satin Acrylic
Fixture Finish: Chrome
Fixture Material: Metal

ELECTRICAL

Number of Lamps: 3
Lamp Type: LED Retrofit / CFL
Bulb Included: Bulb Not Included
Total Output Wattage (W): 54 / 108
Max. Wattage Per Lamp (W): 18 / 36
Lamp Base: 2G11
Driver Included: Yes
Driver Location: Integrated
Driver Type: Ballast - Universal
Input Voltage (V): 120 - 277

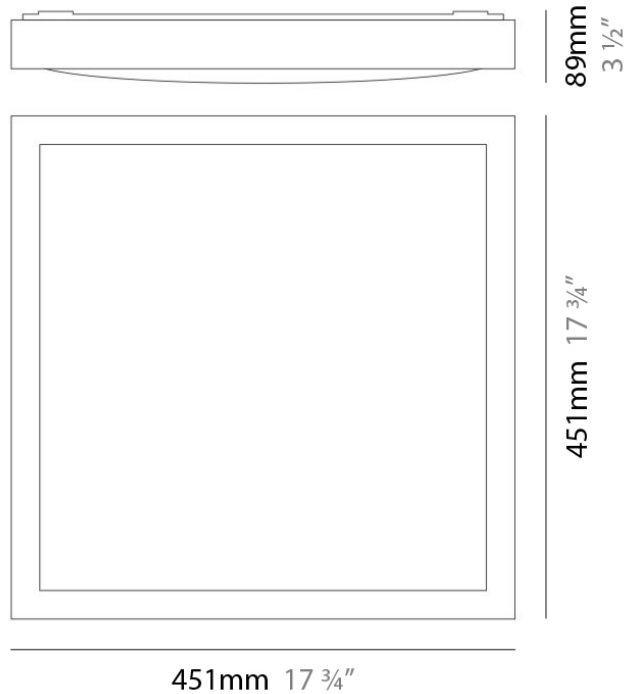
LED

OPTICAL

RATINGS AND CERTIFICATIONS

Certified By: CSA Certified to UL and CSA Standards
IP rating: IP20

| | |
|----------|-------|
| PROJECT | _____ |
| TYPE | _____ |
| NOTES | _____ |
| QUANTITY | _____ |
| DATE | _____ |



FLAT Q SURFACE

D12055

GENERAL

Series: Flat Q
Division: Design
Mounting Type: Surface
Mounting Location: Ceiling

PHYSICAL

Shape: Square
Length (mm): 600
Length (in): 23 ⁷/₈
Width (mm): 600
Width (in): 23 ⁵/₈
Height (mm): 89
Height (in): 3 ¹/₂
Extension (mm): 89
Extension (in): 3 ¹/₂
Weight (kg): 2.72
Weight (lbs): 6
Diffuser: Opal White Satin Acrylic
Fixture Material: Metal

ELECTRICAL

Number of Lamps: 3
Lamp Type: LED Retrofit / CFL
Bulb Included: Bulb Not Included
Total Output Wattage (W): 66 / 165
Max. Wattage Per Lamp (W): 22 / 55
Lamp Base: 2G11
Driver Included: Yes
Driver Type: Ballast - Universal
Input Voltage (V): 120 - 277

LED

OPTICAL

RATINGS AND CERTIFICATIONS

Certified By: CSA Certified to UL and CSA Standards
IP rating: IP20

PROJECT

TYPE

NOTES

QUANTITY

DATE



LEGEND

| | | | | | |
|--|---|---|--|---|--|
|  | floor-mounted |  | pivotal |  | special LED (upon request) RGB, RGBW, tunable, gold+, meat+, art+, fashion+ |
|  | wall and ceiling: recessed and surface mounted |  | rotating |  | warm dim / natural dimming LED |
|  | ceiling-mounted and wall-mounted |  | illuminate tilted |  | rechargeable battery powered |
|  | wall-mounted |  | color of suspension cable |  | fixture with natural vivid LED (upon request) |
|  | omni-directional light distribution |  | length of suspension cable |  | color rendering index |
|  | direct light distribution |  | reflector degree selection |  | color temperature |
|  | direct/indirect light distribution |  | super spot |  | lumen (luminous flux) |
|  | indirect light distribution |  | lens |  | efficacy (lumens per watt) |
|  | asymmetric light distribution |  | lens pack |  | Unified Glare Rating (UGR) range from 5-40 |
|  | aura light distribution |  | shine ring |  | marine grade (AISI 316 stainless steel) |
|  | round wall or ceiling cut-out |  | integrated shine ring with diffuser |  | walk on |
|  | square wall or ceiling cut-out |  | free individual colors 01-29 |  | drive on |
|  | the supplied jig specifies the cutout dimensions |  | individual colors: 00 (free of charge), 01-25 (extra charge) |  | Dark Sky Compliance |
|  | minimum distance (meters) lamp - object |  | luminaire part to be colored (F1) |  | Americans with Disabilities Act (less than 4" off the wall located between 27"-84" from floor) |
|  | recessed depth |  | luminaire part to be colored (F2) |  | lamp protected against explosion |
|  | ceiling thickness in mm |  | luminaire part to be colored (F3) |  | blown glass using traditional methods by master glass blower |
|  | ceiling thickness selection |  | luminaire part to be colored (F4) |  | acoustic material |
|  | dimmable DP (phase), DV (0-10V), DD (dali), DS (step-dim) |  | luminaire part to be colored (F5) |  | protection class I, protection insulation |
|  | included or excluded LED driver/transformer/control gear |  | color of 3-circuit adaptor |  | protection class II, protection insulation |
|  | separately switchable |  | indirect diffuser |  | ETL Certified to UL and CSA Standards |
|  | sensor |  | direct diffuser |  | UL Certified to UL and CSA Standards |
|  | remote control |  | ball-proof (upon request) |  | CSA Certified to UL and CSA Standards |
|  | available upon request |  | accessory |  | Certified for North American Standards |

IP RATING

| | |
|---|--|
|  | protected against ingress of solid bodies greater than 12.5mm (finger) |
|  | protected against ingress of solid bodies greater than 2.5mm protected against sprays of water up to 60 degrees from the vertical (rain) |
|  | protected against ingress of solid bodies greater than 1mm (wire) no protection against the ingress of moisture |
|  | protected against ingress of solid bodies greater than 1mm (wire) protected against sprays of water up to 60 degrees from the vertical (rain) |
|  | protected against ingress of solid bodies greater than 1mm (wire) protected against water splashed from all directions |
|  | protected against limited ingress of dust (wet rooms/covered outdoor areas) protected against water splashed from all directions |
|  | protected against ingress of dust protected against jets of water |
|  | protected against ingress of dust protected against powerful jets of water or heavy seas |
|  | protected against ingress of dust protected against immersion of water between 15cm - 1m for 30 minutes |
|  | protected against ingress of dust protected against immersion of water under pressure for long periods |

IK RATING

| | |
|---|---|
|  | protected against 0.14 joules impact (equivalent to 0.25kg mass dropped from 56mm above the surface) |
|  | protected against 0.2 joules impact (equivalent to 0.25kg mass dropped from 80mm above the surface) |
|  | protected against 0.35 joules impact (equivalent to 0.25kg mass dropped from 140mm above the surface) |
|  | protected against 0.5 joules impact (equivalent to 0.25kg mass dropped from 200mm above the surface) |
|  | protected against 0.7 joules impact (equivalent to 0.25kg mass dropped from 280mm above the surface) |
|  | protected against 1 joules impact (equivalent to 0.25kg mass dropped from 400mm above the surface) |
|  | protected against 2 joules impact (equivalent to 0.5kg mass dropped from 400mm above the surface) |
|  | protected against 5 joules impact (equivalent to 1.7kg mass dropped from 300mm above the surface) |
|  | protected against 10 joules impact (equivalent to 5.0kg mass dropped from 200mm above the surface) |
|  | protected against 20 joules impact (equivalent to 5.0kg mass dropped from 400mm above the surface) |